


Dog's Memory Challenge





Cut out the sixteen cards below. Spread the cards out facedown. With a friend, take turns flipping two cards over, trying to match the picture. If you are correct, remove the two matching cards. See how many matches you can make!

SAFETY NOTE: When making crafts, it is important to keep safety in mind. Children should always ask permission from an adult before using scissors.







Make Your Own Donut

Materials:

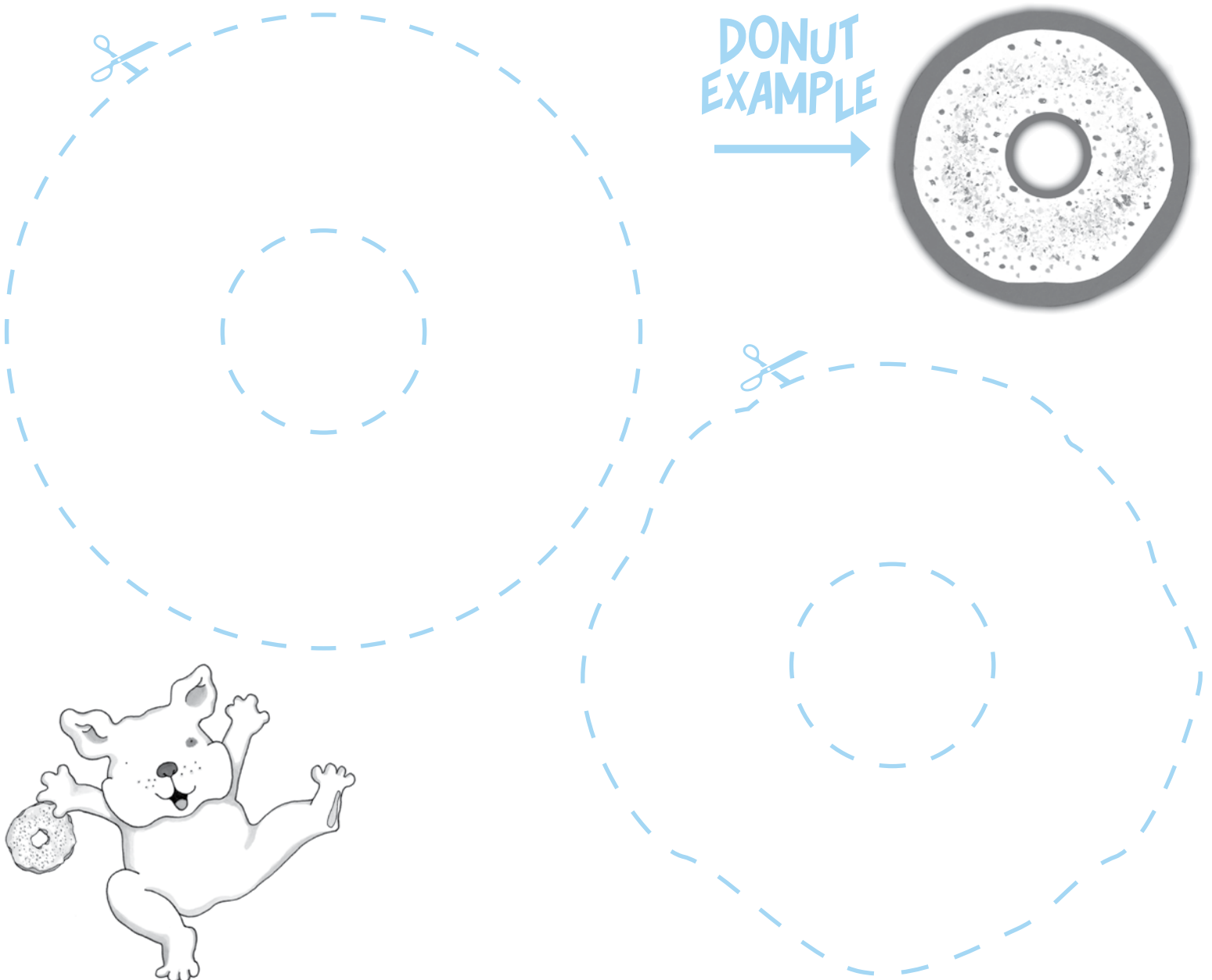
-  Markers or crayons
-  Scissors
-  Glue
-  Glitter (optional)

Instructions:

-  Color in the donut cake and donut icing.
-  Cut out both pieces along the dashed lines.
-  Glue the icing onto the cake.
-  OPTIONAL: For an extra-delicious craft, spread glue on the icing and shake on some glitter to make sprinkles!

SAFETY NOTE:

When making crafts, it is important to keep safety in mind. Children should always ask permission from an adult before using scissors.





The Great Cookie Chase

Borrow a spinner from one of your other board games and create a game piece by coloring and folding a strip of paper. Then take turns moving around the board.

The first one to make it to the end wins the cookies!

