


# Decorate Agent Lion's Next Doughnut!


Get creative and color in the doughnut below for Agent Lion to enjoy!






# BUBBLING OVER

In *Adrift*, the author often shows Karl and Hazel talking to each other using speech bubbles. If you wrote the story, what would they say? Write your own dialogue in the speech bubbles below!





# A to Z Babies

There are so many different types of animal babies!  
Can you match the baby to the animal?

1. Elephant



2. Alligator



3. Octopus



4. Turtle



5. Whale




Answer Key: 1) D 2) A 3) E 4) B 5) C



# Where is the cat?




Can you find the cat in the space below?






# 1, 2, 3 Bunnies

There are so many bunnies in *The Bold, Brave Bunny*. Count how many bunnies are in each picture and write your answers on the blank lines.





Answer Key: 1, 2, 4, 5, 3



## Customize You!

The penguin in *Celebrate You!* wears a bowtie as a way to express personal style. Color in and decorate the penguin below to reflect your own personal style!





# My Name

Chrysanthemum did not *think* her name was absolutely perfect. She *knew* it. Fill in the blanks below about your perfect name!

My name is \_\_\_\_\_.

My name has \_\_\_\_\_ letters.

My name has \_\_\_\_\_ syllables.


My name is special because \_\_\_\_\_

\_\_\_\_\_.



My name is perfect!





# When the asteroid hit, the words on the page got scrambled!

Help your fellow paleontologists by unscrambling the words below so that we can learn more about dinosaurs!

1 ODASINRU

---

2 ASOIDTER

---

3 THERA


---

4 BRISD

---

5 MLASINA

---



ANSWER KEY: 1. Dinosaurs 2. Asteroid 3. Earth 4. Birds 5. Animals




kevin henkes



# THE LIFE OF AN EGG



In *Egg*, four eggs are waiting to hatch. Put the pictures of the hatching eggs in the right order by writing the numbers 1—4 in the space provided.



\_\_\_\_\_




\_\_\_\_\_



\_\_\_\_\_




\_\_\_\_\_



# Animal Noises on the Farm

Escape Goat has a lot of animal friends on the farm. Fill in the sounds the animals make in the space next to the picture.



1 **MOO**

---



2

---




3

---



4

---



5


---



6


---


Answer Key: 1: Moo, 2: Quack, 3: Woof, 4: Oink, 5: Cluck, 6: Neigh



# Coloring Sharko and Hippo

Sharko and Hippo are the best of friends.  
Color them in any way you'd like!





# Purr-fect Coloring

In *Everybody Says Meow*, the main character tries to teach all the animals how to meow. But there's also a woof. And a ribbit. And a quack. Color in the animals below and make the correct animal sound for each character!



**MEOW.**



**Woof.**



**Ribbit.**

**QUACK.**



# WHO WILL BE THE CHAMPION?

Which animal do you think can jump the highest? In *Fox and the Jumping Contest*, Fox competes to jump higher than all the other animals. Look at the characters below and circle the one you think will win. Then, write why you chose that animal on the lines underneath.



Frog



FOX



Turtle



Rabbit



Elephant



Bear

---


---

---



# Practicing Spanish Words

Match the animal name to its Spanish translation!



**Penguin**

**Giraffe**

**Monkey**

**Seal**

**Gorilla**

**Cat**

**Donkey**

**Elephant**

**Gato**

**Mono**

**Elefante**

**Burro**

**Pingüino**

**Gorila**

**Jirafa**

**Foca**



ANSWER KEY: Penguin - Pingüino, Giraffe - Jirafa, Monkey - Mono, Seal - Foca, Gorilla - Gorila, Cat - Gato, Donkey - Burro, Elephant - Elefante



# TRACE THE LETTERS

Using a pencil, trace the letters of the words below.  
You're becoming a great writer!


Gator


Swamp

Friend

Boat

Bayou





# RHYME TIME

Did you hear the rhymes in this story? Now it's your turn to come up with as many rhymes for the words in this book as you can. Use the lines below to find rhymes for each word!

**DAY:**

SAY, MAY, BAY

**NIGHT:**

**SUN:**


**CAT:**

**REST:**

**UP:**

**DOWN:**






# WHAT TIME IS IT?

The Grouchy Ladybug approaches a different animal at each hour of the day. Look at the clock below and think about an activity you do every day, for example, when you wake up in the morning, eat lunch, go to bed, or read a book. Pick one and draw the hands on the clock to show what time you usually do that activity.

## MY ACTIVITY:





# FARM NOISES

There are a lot of animals in the book. Look at the pictures of the animals below. Fill in what sounds the other animals make!

**cats** meow



**COWS** \_\_\_\_\_



**pigs** \_\_\_\_\_



**horses** \_\_\_\_\_



**birds** \_\_\_\_\_


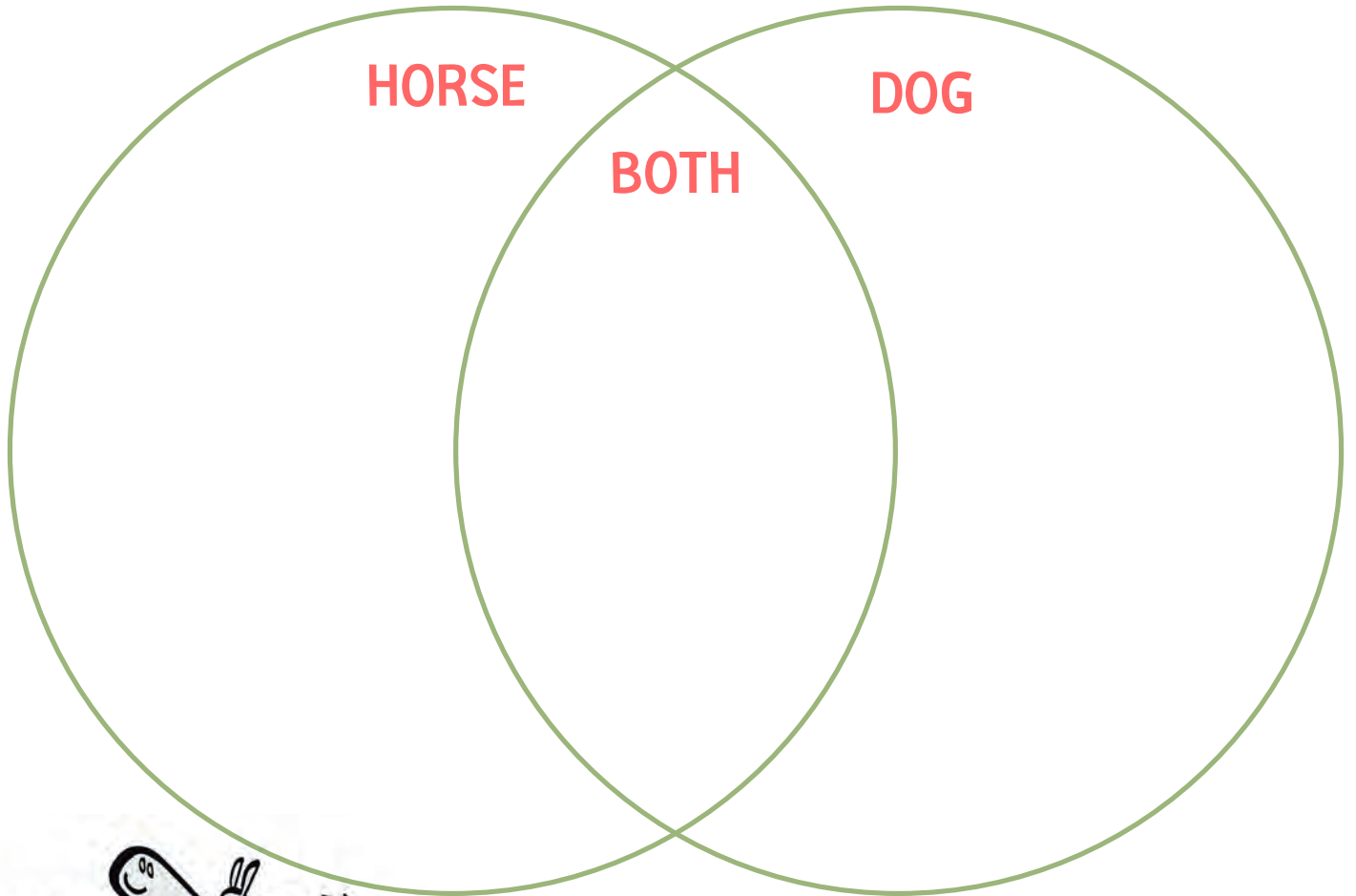



ANSWERS: moo, oink, neigh, tweet/chirp



# VERY BIG DOG OR TINY BABY HORSE?

Use the Venn diagram to write words that describe a horse, a dog, or both!







# Making a Pet

Customize your own pet truck by coloring in the one below.  
Then name it!

My pet's name is:



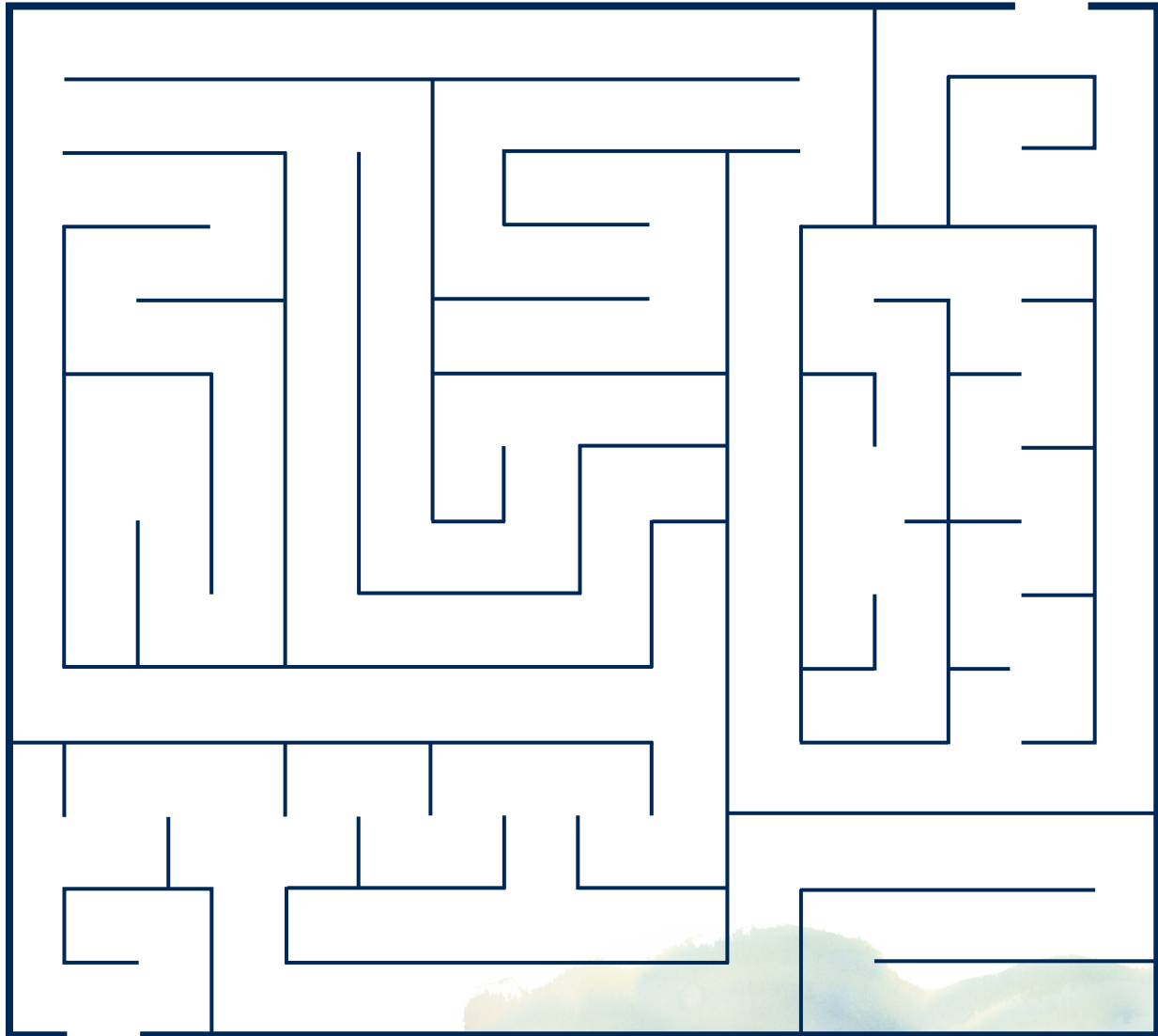


# Find the Way Home


When little bunny becomes lost, papa bunny will find him no matter what he comes across. Help papa bunny find little bunny!



**Start**




**Finish**





# TILL THE COWS COME HOME

*I'll Love You Till the Cows Come Home* features all kinds of animals doing silly things, like riding in a spaceship, playing the violin, and riding in a hot air balloon. Color in the balloon below!




**HARPER**

An Imprint of HarperCollinsPublishers

[www.harpercollinschildrens.com](http://www.harpercollinschildrens.com)

Art copyright © 2018 by Kristyna Litten. Permission to reproduce and distribute this page has been granted by the copyright holder, HarperCollins Publishers. All rights reserved.



# THERE WAS YOU . . . AND THERE WAS ME

*I've Loved You Since Forever* by Hoda Kotb is a love letter from an adult to a child! Write your own love letter to your parent, grandparent, sibling, or best friend below to tell them how much you love them!



Dear \_\_\_\_\_,

*I've loved you since forever.*

---

---

---

---


---

---

*Love,*

---





# Lambslide 4 Ewe

Lambslide is set on a farm with lots of animals! Match the animals to their names

1. Lamb



2. Pig

3. Chicken

4. Dog


5. Goat

6. Horse




1D, 2C, 3E, 4A, 5F, 6B





# CHILL OUT!

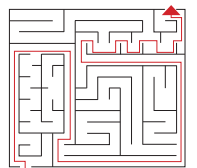

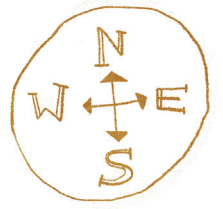
Little Penguin and his friends live on icebergs!  
Can you help Little Penguin get across the ice to the lollipop?






# Find the Way Home

Maple wants to go back to her family.  
Help her find her way home to the pack in this maze!



Answer Key



# Practice Your Letter Skills

Want to write your own love letter? The best way to get started is to practice your writing skills! Trace the letters of the words below.

Love



Letter


Hedgehog

Bunny

Squirrel

Friend





# ANIMAL RHYMES

The title of *Moo Moo in a Tutu* rhymes! Can you think of more silly animal rhymes? Write a word that rhymes with each animal in the blank spaces below!



1. Snake in a \_\_\_\_\_



2. Goat in a \_\_\_\_\_


3. Ants wearing \_\_\_\_\_

4. Mouse in a \_\_\_\_\_

5. Fly eating \_\_\_\_\_

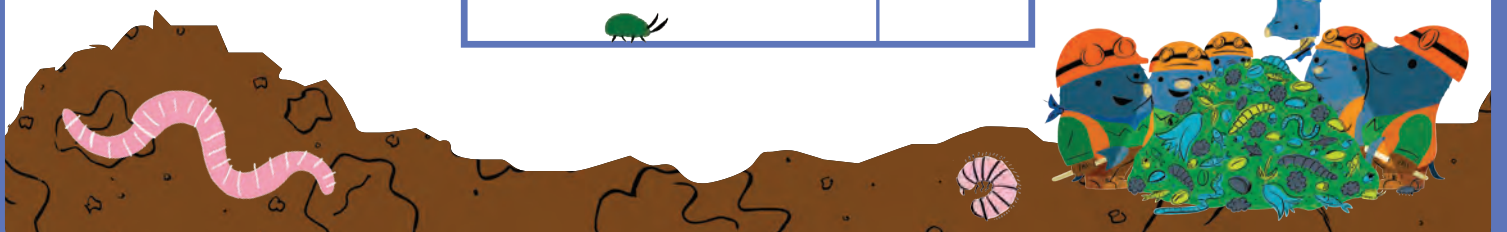

6. Dog on a \_\_\_\_\_

7. Cat wearing a \_\_\_\_\_



# A-MAZE-ING!

In *Morris Mole*, Morris finds the courage to dig upward and explore the outside world because his family is hungry. Help Morris make his way through the maze to find food for his family!



# A Normal PIG



## What Does Pip Want to Be When She Grows Up?



Pip likes to think about what she wants to be when she grows up and she has a lot of ideas. Draw a line to match the job to its picture.

1. Reporter


2. Doctor

3. Astronaut

4. Fortune Teller



ANSWER KEY: 1D, 2A, 3B, 4C



# COMPASS DIRECTIONS

In *North, South, East, West*, the little bird flies in every direction and then home again. Do you know the four directions on the compass? Color in the compass below and write the name of the direction in each box.

# OCTICORN PARTY!



CREATED BY KEVIN DILLER AND JUSTIN LOWE  
ILLUSTRATED BY TIAN MULHOLLAND

# Color in Octicorn and friends!

Get creative and color in the images below.







# A PARADE OF ELEPHANTS



KEVIN HENKES




## MAKING IT COUNT

How many elephants are on each line on this page?  
Count the elephants marching across each line, and then  
write the number in the blank space at the left.




Answer Key: 5, 1, 2, 4, 3



# All Their Colors

Peanut is all about doing things their way. Color in the below picture of Peanut and make it your own.






# CAN WE TALK?

Do you like stories before bedtime? Create your own story with Penguin and Tiny Shrimp by writing in the talk bubbles above their heads!





# FUN WITH FRIENDS

There are so many places to be—and fun things to do!  
Find some fun activities in this word search!

## WORD SEARCH

skateboard

bicycle

soccer

reading

seesaw

swimming

playground

fishing

eating

~~sleeping~~

camping

singing

B	V	P	F	W	A	S	E	E	S	L	I	D	E	Z
H	G	N	I	D	A	E	R	X	L	W	R	W	L	U
S	L	W	D	N	U	O	R	G	Y	A	L	P	C	E
I	L	O	Q	M	N	S	D	Q	O	C	W	J	Y	O
N	X	X	Q	R	X	W	E	B	V	E	Y	M	C	B
G	N	I	P	M	A	C	E	E	G	L	F	Z	I	L
I	J	Z	E	I	F	T	R	U	N	U	Y	Y	B	A
N	A	X	O	J	A	S	L	B	I	H	L	M	A	M
G	U	D	L	K	G	J	Z	S	M	R	V	I	V	R
H	Q	L	S	T	L	G	W	C	M	H	P	E	T	E
J	L	X	X	V	K	L	I	L	I	E	J	A	K	C
A	Z	Y	A	J	R	M	E	N	W	O	Q	T	Y	C
G	V	U	U	I	J	H	S	C	S	R	V	I	T	O
S	W	D	Z	G	N	I	P	E	E	L	S	N	P	S
M	G	N	I	H	S	I	F	L	I	C	I	G	Z	V



# ROAR

Like a Dandelion






Words by  
Ruth Krauss

Drawings by  
Sergio Ruzzier

## Color a Dandelion

Create your own unique creature and dandelion by coloring the image below using your favorite colors! Don't be afraid to use some colors that roar!





# Help Snail cross the road!


Practice counting by tracing and connecting the dots on Snail's path.





# Is It Winter?




Look at the pictures below and circle the ones that make you think of winter.






# Sun, Flower, or Lion?

This circle can become a sun, a flower, or a lion. What do you want it to be? Draw your choice in the space below, or let your imagination soar and draw something else entirely!












# That's What Animals Do


William the dinosaur likes to roar. What sounds do the animals below make? Think about what they are while you color them in your favorite colors. Can you make their sounds now?





# Turtle and Tortoise

Color in Turtle and Tortoise.  
Don't forget to make them different from each other!





MATT PHELAN


# TURTLE WALK



## Color In the Turtle

*Turtle Walk* is a story full of turtles!  
Color in the turtle below.





# I CAN'T SLEEP!

Do you ever have trouble falling asleep like Elliott? What do you do to help yourself get to sleep? Use the lines below to write a "how-to" story describing how to fall asleep.

First \_\_\_\_\_



---

---



Next \_\_\_\_\_

---

---

Then \_\_\_\_\_



---


---

Finally \_\_\_\_\_

---

---





# 5 YOGA POSES FOR YOU AND YOUR CHILD

In *Yoga Bunny*, Bunny practices his poses and tries to get his friends to join him. Practice your own poses using the instructions below—and see if your friends will do yoga with you!

## WARRIOR POSE



From a standing position, step one foot back, bend your front knee, bring your arms straight up towards the sky, and look up.

## FORWARD FOLD



From a standing position, bend your upper body, reach for your toes, and sway your arms.

## TREE POSE




Stand on one leg, bend your knee, place the sole of your foot on your inner thigh, and balance. Sway like a tree.

## DOWNWARD DOG



From a standing position, bend down and place your palms flat on the ground. Step your feet back to create an upside-down V shape with your legs straight.

## RESTING POSE



Lie on your back with your arms and legs stretched out. Breathe and rest.